



AEGIS® PRO Series Shaft Grounding Rings for Maximum Bearing Protection

The AEGIS® PRO Series design provides reliable shaft grounding for medium voltage applications, generators and turbines to divert harmful shaft voltages to ground and extend bearing life. Install the AEGIS® PRO on the DE and insulate the bearing on the opposite end (NDE) for best results. Large motors and generators often have much higher induced shaft voltages and bearing currents. The six circumferential rows of conductive microfiber provide the extra protection for these high current applications.

Generators may experience current surges which can cause electrical arcing in their bearings and equipment. The AEGIS® PRO Rings have a high current capable design and can discharge these currents.

Designed for:

- Large frame low-voltage motors: 500 HP (375kW) or greater
- Medium-voltage motors
- DC motors: 300 HP or greater


AEGIS® PRO Series Rings

Specifications

- Available in shaft diameters from 2.5" to 30" [63.5mm to 762mm]
- Circumferential Conductive MicroFiber rows in FiberLock™ Channel
- Rows of fiber: 6
- Fiber overlaps shaft 0.030" [.76mm]
- Ships with CS015 AEGIS® Colloidal Silver Shaft Coating
- Aluminum or stainless-steel construction

Options:

- Solid and split ring designs
- Monitoring ring option for voltage monitoring
- Stock brackets and stand-off kits
- Custom brackets available



AEGIS® PROSL

The AEGIS® PROSL is a high current capable AEGIS® PRO Series Bearing Protection Ring for large motors, generators and turbines operated by VFDs. The slim design and flexible installation options allow for adaptation to virtually all large motors.

Specifications

Designs: Solid, Split and Press Fit

Shaft Dia: 2.5" to 15.75" [63.5mm to 400mm] OD: Shaft Dia + 1.86" [47.24mm]

OAL: 0.650" [16.51mm] MAX assembled with mounting screws Mounting: Supplied with screws for bolt through mounting

English: 8-32 x 1" Flat Head Cap Screws Metric: M4 x .7 x 25mm Flat Head Cap Screws

Optional Universal Brackets for easy mounting.



AEGIS® PROSLR

Severe Duty motors are operated in general processing industry applications requiring protection from severe environmental operating conditions - often where there is debris, powder, dirt, liquids, lubricants or other contaminants. For these applications the AEGIS® PROSLR incorporates an O-ring dust and debris barrier which will prevent ingress of materials that could interfere with the contact of the conductive microfibers to the motor's shaft.

Note: When the AEGIS® PROSLR is installed inside the motor the O-ring barrier will prevent grease from clogging the fibers in an over-lubricated condition.

Specifications

Designs: Solid and Split


Shaft Dia: 2.5" to 15.75" [63.5mm to 400mm] OD: Shaft Dia + 1.86" [47.24mm]

OAL: 0.775" [19.68mm] assembled with mounting screws Mounting: Supplied with screws for bolt through mounting

English: Solid Ring 8-32 x 1" FHCS, Split Ring 8-32 x 1.25" FHCS

Metric: Solid Ring M4 x .7 x 25mm FHCS, Split Ring M4 x .7 x 31mm FHCS

Optional Universal Brackets for easy mounting.



AEGIS® PRO Series Rings

AEGIS® PROMAX

The AEGIS® PROMAX is designed for installation on the most critical and largest motors, generators and turbines. Scalable to any shaft diameter over 15.75" [400mm], this high current capable AEGIS® PROMAX Shaft Grounding Ring is custom engineered for each application to ensure the best bearing protection possible.

Specifications

Designs: Split Ring only
 Shaft Dia: 15.75" to 30" [400mm to 762mm] OD: Shaft Dia + 3.0" [76.2mm]
 OAL: 1.875" [47.62mm] assembled with mounting Screws
 Mounting: Supplied with (4) M8 x 1.25 x 50 Socket Head Cap Screws for bolt through mounting

Custom brackets and O-ring barrier available upon request



AEGIS® PROMR


The AEGIS® PROMR "monitoring ring" combines the AEGIS® PROSL with an additional isolated SGR ring that can be used as a monitoring device. The PROSL channels the voltages and currents safely to ground while the monitoring SGR ring measures voltage on the shaft and is not grounded. A phenolic plate between the 2 rings is used to isolate the monitoring ring.

For shaft diameter of 2.5" to 15.75" [63.5mm to 400mm].

Specifications

Designs: Solid and Split
 OD: Shaft Dia + 1.86" [47.24mm]
 OAL: 1.312" [33.32mm] assembled with mounting screws
 Mounting: Supplied with screws for bolt through mounting.
 English Screws: 8-32 x 1" Flat Head Cap Screws
 Metric Screws: M4 x .7 x 25mm Flat Head Cap Screws

Optional Universal Brackets for easy mounting.



Optional Mounting Brackets for AEGIS® PRO Series

For AEGIS® PROSL, PROSLR, PROMR



Kit includes brackets, four different spacer lengths and hardware for each.

